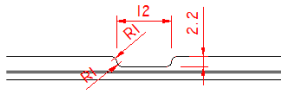


Data Sheet
Design grooves wooden panels




Standard Grooves panel Type 20
Type 20 (12 x 2,2 mm) and (12 x 1,5 mm)
Center to Center: 112 mm
Stop from edge: 19 mm

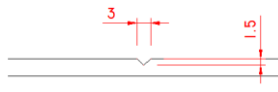

Vertical/Horizontal Grooves:



Fishbone/Coutout Grooves:



Tilt left/right up Grooves




Standard Grooves panel Type 45
Type 45 (3 x 1,5 mm)
Center to Center: 100 mm
Stop from edge: 19 mm

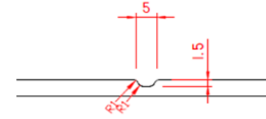
Vertical/Horizontal Grooves:



Fishbone/Coutout Grooves:



Tilt left/right up Grooves



Standard Grooves panel Type 70
Type 70 (6 x 1,5 mm)
Center to Center: 100 mm
Stop from edge: 19 mm

Vertical/Horizontal Grooves:



*Mahogany and oak can only be delivered with type 45
*All panels can be delivered with the same grooves on one or two sides

Made: 04.01.2018	Data sheet: HRR	Draw.: CRS
Revised:	Data sheet:	Draw.:

O.H.Industri A/S
Smedevej 17
DK - 7430 Ikast
+45 9725 1200
www.oh-industri.com